

# Innovative Mobile Masker Deluxe™ Assembly Instructions

## P/N I-MMD




**1**  
Install Total-Lock wheels onto base leg P/N 750-040.



**2**  
Install upright supports onto base leg P/N 750-041. Do not tighten any bolts until all parts are assembled.



**3**  
Assemble Roll Paper Support P/N 750-012 and Tear Blade Support P/N 750-011 onto Cross Support Tubes P/N 750-010. Install Tear Blades.



**4**  
Install Cross Support Tubes P/N 750-010 onto upright supports. Note second open thru-hole from bottom.



**5**  
Tighten all bolts.



**6**  
Install Tape Hub Assemblies on Tear Blade Support (see diagram on page 5).

# Innovative Mobile Masker Deluxe™ Assembly Instructions


## P/N I-MMD



**7** Install side frames P/N 500-000. Do not tighten any bolts until all parts are assembled.



**8** Install base plate assembly P/N 500-005.




**9** Install cross brace P/N 500-001.



**10** Install upper cross brace P/N 500-017.



**11** Install tear blade and guide P/N 500-008.




**12** Insert plastic knobs. Install Tape Hub assembly (see diagram 1, page 3).




**13**

Install tape hub to upper box cap using 5/16 x 1-1/2 bolt and bushing. See Diagram 2.



**14**

Use 1/4 bolt (see arrow 1) to install upper cap to upper box support. See arrow 2 for magnetic razor blade holder.



**15**

Install Base Plate Assembly and Lower Paper Support (500-007).




**16**

Before inserting plastic, cut off top and bottom of box.




**17**

Note: smaller boxes fit inside upper and lower box caps.



**18**

Note: larger boxes fit outside of upper and lower box caps.



19 Tape hub assembly showing paper and tape direction. Use downward pressure on Upper Paper Support to adjust how easy paper unrolls.



20 Showing both paper and plastic installed.

Diagram 1

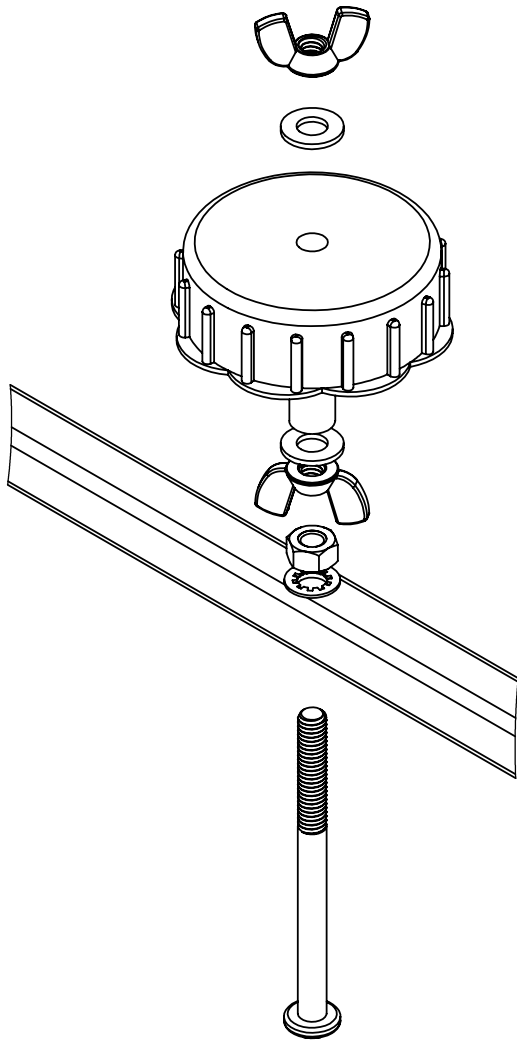
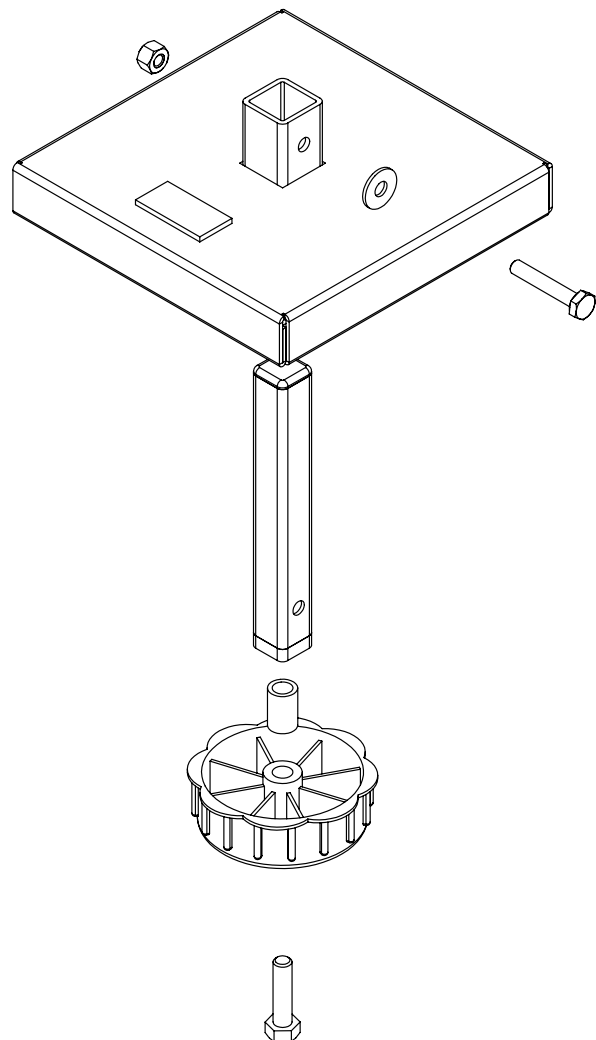
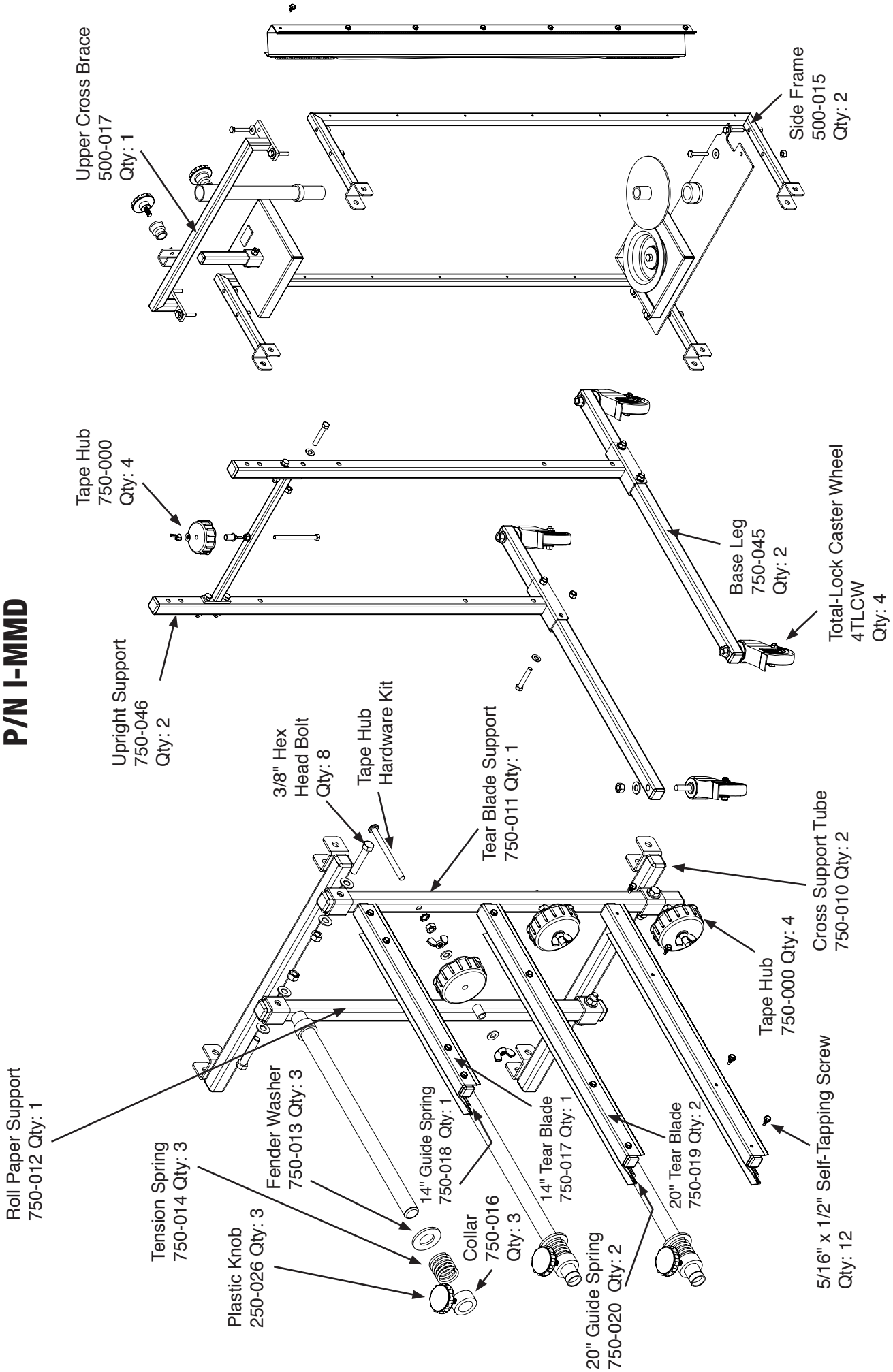


Diagram 2



For a demonstration video, please visit:  
[www.InnovativeTools.com](http://www.InnovativeTools.com)

# Innovative Mobile Masker Deluxe™ P/N I-MMD



If you have any comments, questions or concerns about our products or are missing a part, please contact us toll-free at 1-866-438-4884 or 651-415-0733 or visit [www.innovativetools.com/contacts](http://www.innovativetools.com/contacts)